




# BeviPop™ + Category Unlocks

MARCH 2026

This presentation is intended solely for the recipients and may not be shared, reproduced, or distributed without prior authorization.

©2026 BEVI CONFIDENTIAL





## Root Beer

Perfect balance of spicy and vanilla notes




## Orange Cream

Perfect balance of sweet orange and creamy vanilla




## Lemon Lime

Fresh lemon notes and zesty lime flavors



## Blueberry Fizz

Bold blueberry notes, fruit forward and jammy

 **LOW-CALORIE**  
(15 CALS)

 **LOW SUGAR**  
(4 GRAMS)

 **ALL NATURAL**  
FLAVORINGS

 **NO ARTIFICIAL**  
SWEETENERS

# Better-for-you Soda: The drink your breakroom is missing and the market is asking for.

**71%**  
will pay more for  
functional benefits

**\$9.2B**  
size of the US functional  
beverage market '25

**9.7%**  
is the forecasted growth of  
the market through '30

## HEALTHY LABELS

No artificial flavorings,  
sweeteners, or colors

Demand for drinks with less sugar is one of Mintel's top 5 rising trends in US non-alcoholic beverages.

## FEEL GOOD TREATS

Indulgence + wellness

Consumers want beverages that feel like a treat but are better for them — sodas that scratch the itch without the guilt of traditional options.

## BETTER-FOR-YOU

Low cal + low sugar

Built on a low-calorie, low-sugar base.

### WHY CONSUMERS CHOOSE A BETTER-FOR-YOU BEVERAGE

#### Top purchase drivers — what earns the sale



Source: Mintel 2026 · Green = attributes this product directly delivers

\*When paired with a BeviBoost

# Benefits of BeviPop™



## CAPITALIZE ON THE BETTER-FOR-YOU TREND

- Gen Z & Millennials are looking for healthier options with the same great taste they expect.
- 4 awesome flavors with low sugar and low calories
- Provide delicious soda that's healthier\* for them.

*\*when compared to top-selling soda brands*



## UNLOCK NEW BEVERAGE CATEGORIES

- Pair with any **BeviBoost**
- Unlock **BeviSport** with our electrolyte enhancement
- Unlock **BeviEnergy** with our energy boost enhancement.



## POUR THE FUN

- Create meaningful moments where fun, customization, and wellness come together.
- Boost the usage of the machine by providing beverage options that folks might be sourcing elsewhere during their day.

# Benefits of BeviPop™: Our Better-For-You Soda



Low sugar  
& low cal

4

Amazing  
flavors



Unlocks New  
Categories



Vegan,  
gluten-free  
& kosher

**NO**

Artificial sweeteners,  
Allergens,  
Artificial flavorings or dyes

*“Loved it, it was so much like Root Beer”*

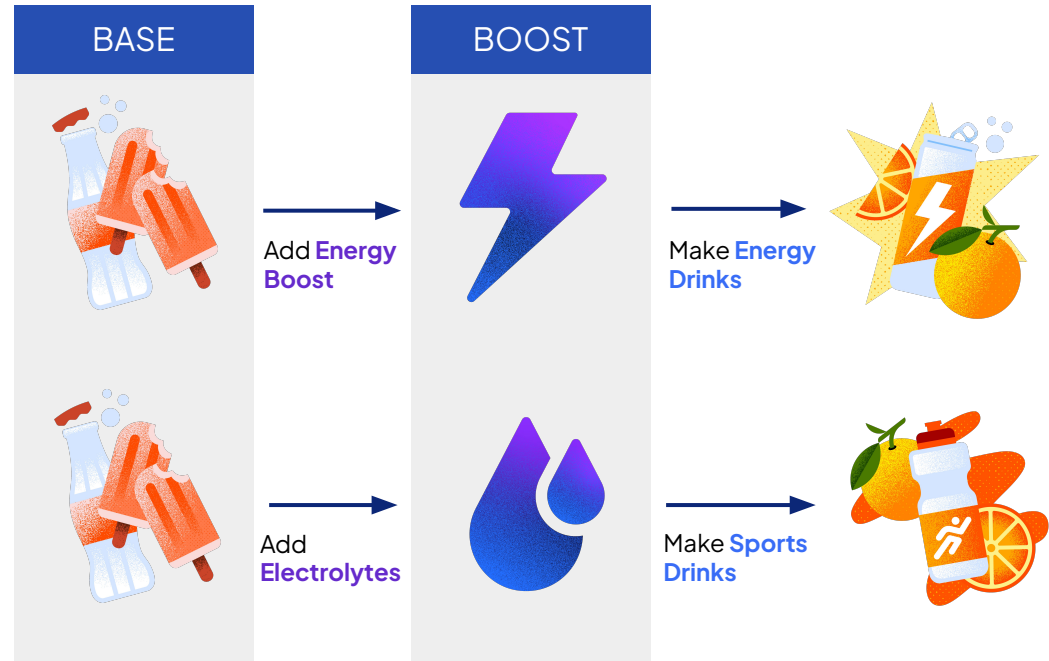
- Drinker feedback on BeviPop™ Root Beer

*“The idea of something that was a **little sweet**, I liked that it wasn't super sweet”*

- Drinker feedback on BeviPop™ Blueberry Fizz

# Unlock New Drink Categories

Provide new beverage categories beyond soda to your drinkers such as Energy Drinks and Sports Drinks. All you need is BeviPop™ and our enhancements.



# BeviPop™ vs. Leading Soda Brands



**EQ 12 OZ: \$0.48**

Serving Size	BeviPop™ Root Beer		Leading Soda Brands	
	12 oz.	% Daily Value		% Daily Value
<b>Calories</b>	<b>15</b>		<b>170</b>	
Sodium	0 mg	0%	80 mg	4%
Total Carbohydrates	4 g	2%	47 g	17%
Total Sugars	4 g	8%	46 g	92%
Incl. Added Sugars	4 g	8%	46 g	92%
Artificial Colors and Dyes	None		Included	

Low calorie, low sugar!



**EQ 12 OZ: \$2.09**

# BeviSport vs. Leading Sports Drink Brands

51-154 mg of Electrolytes/Serving



EQ 12 OZ: \$0.74

210 mg of Electrolytes/Serving



EQ 12 OZ: \$1.44

Serving Size	12 oz.	Bevi Electrolytes		Leading Sports Drink	
			% Daily Value		% Daily Value
<b>Calories</b>		<b>15</b>		<b>80</b>	
Sodium		80 mg	3%	160 mg	7%
Total Carbohydrates		4 g	1%	22 g	7%
Total Sugars		4 g	8%	21 g	42%
Incl. Added Sugars		4 g	8%	21 g	42%
Niacin [Vitamin B3]		16 mg	100%	0 mg	0%
Vitamin B6		1.7 mg	100%	0 mg	0%
Pantothenic Acid		5 mg	100%	0 mg	0%
Potassium		22.5 mg	<2%	50 mg	1%

No artificial colors or dyes!

# BeviEnergy vs. Leading Energy Drink

80-120 mg of Caffeine/Serving



EQ 12 OZ: \$0.74

Serving Size	12 oz.	Bevi Electrolytes		Leading Energy Drink	
			% Daily Value		% Daily Value
<b>Calories</b>		<b>15</b>		<b>160</b>	
Sodium		0 mg	0%	150 mg	6%
Total Carbohydrates		4 g	1%	40 g	15%
Total Sugars		4 g	8%	37 g	74%
Incl. Added Sugars		4 g	8%	37 g	74%
Caffeine		100 mg		114 mg	

Low Calorie, Low Sugar!

114 mg of Caffeine/Serving



EQ 12 OZ: \$2.99

\*3 customizable caffeine levels and a real time caffeine level counter. So you always know how much caffeine you're getting.